

VLI2500 SERIES

VISUAL LEVEL INDICATOR 2.5" DIAMETER SINGLE CHAMBER

DESCRIPTION

The VLI2500 Single Chamber Visual Level Indicator is a practical alternative to fragile, easily-clouded sight glasses. Its electronic-free operation provides safe, durable and easy-to-read indication in various liquids while remaining isolated from potential media contamination. The unit's 2 1/2" (63.5 mm) diameter 316 stainless steel chamber is capable of withstanding pressures up to 750 PSIG (51.7 bar) and its versatile design can integrate separate point level switch outputs for alarm and valve control functions. Various threaded, flanged and weld connections are available to mount the unit on the top, bottom or side of the tank. Further custom options include level switch and level transmitter integration as well as flag color combinations and graduated scales.







PRINCIPLE OF OPERATION

Within a non-magnetic chamber of the indicator, a magnetic float rises and falls according to the fluid level. The float is designed to meet the specific gravity of the media and as it is carried by the fluid level, its internal magnets attract the external line of highly-visible magnetic flags. Once the flags attract, they rotate and visibly track the exact measurement of the fluid.

KEY FEATURES

- High Contrast, Easy-to-Read Design
- Fully-Isolated Indicator and Pressure Chamber
- Point Level Switches Available
- Durable All 316 Stainless Steel Construction
- Titanium Float Material Optional
- Visibility Up to 100 Feet (30 Meters)
- Top, Bottom or Side Mounting Connections

APPLICATIONS

-  Beverage Vessels & Tanks
-  Water Tanks
-  WFI Skids
-  DI Water Systems
-  Sanitary Mixing Tanks
-  Pharmaceutical & Biotech Vessels



VLI2500

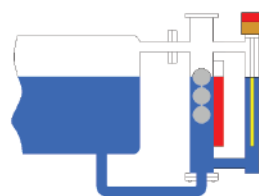
ELECTRICAL

- Optional Point Level: SPDT (Latch) 25 Watt

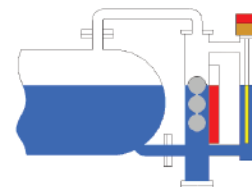
SPECIFICATIONS

| SCALE UNITS | SCALE MATERIAL | FLAG COLORS |
|-------------|------------------------|---------------|
| Height | Silk-Screened Nylon | Orange/Black |
| Volume | Etched Stainless Steel | Custom Colors |
| Percentage | Printed Vinyl | |

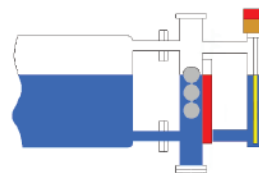
MOUNTING CONFIGURATIONS



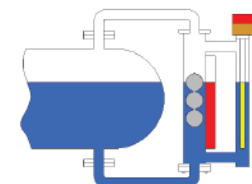
TYPE SB
Side & Bottom



TYPE TS
Top & Side



TYPE SS
Side to Side



TYPE TB
Top & Bottom



SOLUTIONS WITH INNOVATION

AN INNOVATIVE SENSING COMPANY

